













Q-Tee II Series

-  **TURN ON** - Press & hold until beep and flashing lines appear (system will click and flames will appear within 20 seconds)
- TURN OFF** - Press & hold until beep (flames will extinguish)
-  **FLAME HEIGHT** - Press & hold (up or down) to increase or decrease flame height
-  **SINGLE/DOUBLE BURNERS** - Press to enable/disable double burner option (for more flames)
-  **ECO MODE** - Flame height is automatically adjusted based on room temperature for 20 minutes
-  **TIMER** - Press and then press & hold arrows  to adjust countdown timer (max timer is 9 hrs 50 min)
-  **THERMOSTAT** - Press and then press & hold arrows  to adjust desired temperature settings
-  **FAN** - Optional accessory - not available in all models
-  **LIGHTS** - Optional accessory - not available in all models